

# Sandwell Job Vacancy Insight Report

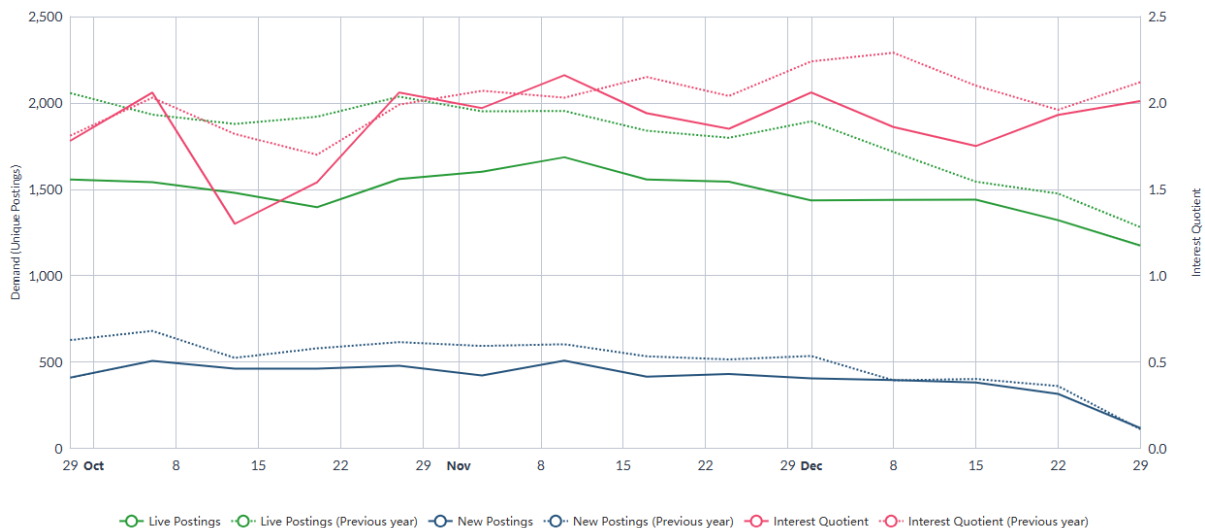
October 2024 to December 2024

## Current Job Posting Trends<sup>1</sup>

### Sandwell Overview

- Between October to December 2024 (inclusive), there were 7,025 unique job adverts for roles recorded in Sandwell. This number of postings is high compared to all local authority districts. Over the past year, this has decreased by 18.7%, compared to a decrease of 20.8% across the UK.
- During this period, there were 5,319 new job postings. This number of postings is high compared to all local authority districts. Over the past year, this has decreased by 17.8%, compared to a decrease of 21.5% across the UK.

### Demand and Interest Trend:



- Comparing the final week of the quarter with the same week at the start of the quarter, live postings adverts have decreased by 24.6%, whilst new job postings have decreased by 71.4%. The downward trend over the quarter signals a cooling off of the labour market.
- More recent as data shows live postings have decreased by 18.2% in the last 30 days of job posting activity, new postings have also increased by 71.2%. The significant drop off towards the end of the quarter is likely due to of the effects of seasonality, causing a slowdown in recruitment over the Christmas period. However, the quarterly trend shows a general downward trajectory across the period.
- By comparing interest quotient and demand, we can identify where there are mismatches in talent/supply and demand. Interest Quotient is ranked at a high of 1.9.

<sup>1</sup> Source: All data derived from the Adzuna Analyst Tool (January 2025)

## Sandwell Advertised Salary

- The advertised median salary for roles over this period in Sandwell was £31,571 – up by 6.0% from the previous year, but 7.8% less than the overall national median salary of £34,258.

### Salary Trend:



### Top Occupations

- The top posted occupations below account for 14.4% of all job postings in this quarter.
- Primary school teachers are the most in demand occupations, receiving the highest number of postings in the area.
- Administrators are the most in demand vacancies from the employee perspective, receiving the highest interest in terms of clicks and applicants.
- Maintenance engineers have the highest location quotient, and the highest salary.

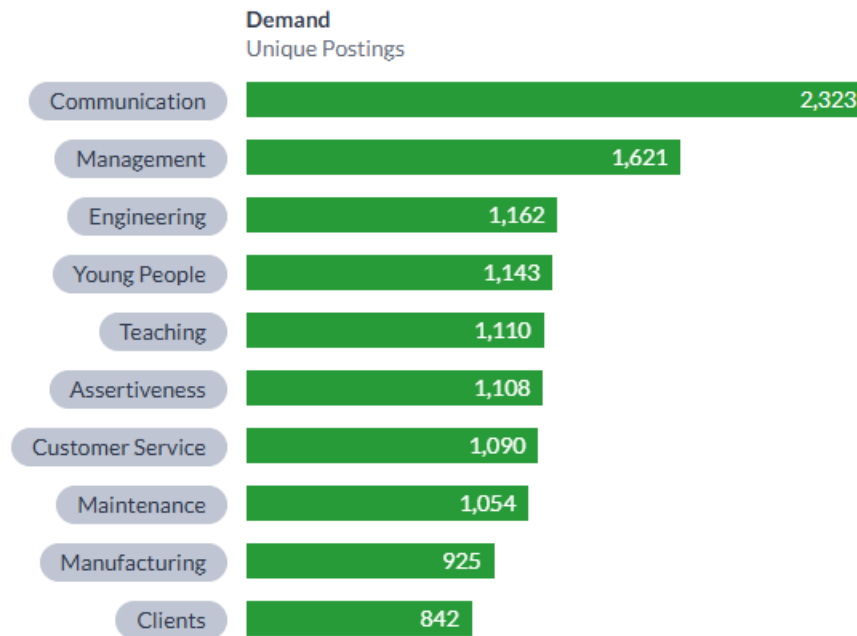
### In-Demand Occupations:

Occupation	Median Salary	Unique Postings	Location Quotient	Interest Quotient
Primary School Teacher	£38,400	147	1.93	2.05
Maintenance Engineer	£42,500	139	4.4	10.68
Driver	£42,111	113	2.76	19.02
Teaching Assistant	£22,011	100	1.14	6
Administrator	£24,475	96	2.39	27.8
Lorry Driver	£34,254	94	1.92	19.02
Engineer	£40,000	88	1.25	3.37
Manager	£37,500	79	0.75	8.05
Teacher	£38,262	78	1.9	0.73
SEN Assistant	£22,188	77	1.36	3.95

## Most In-Demand Skills

- Reflecting the most advertised occupations, the biggest skills gaps are around ‘communication’, ‘management’ and ‘engineering’.

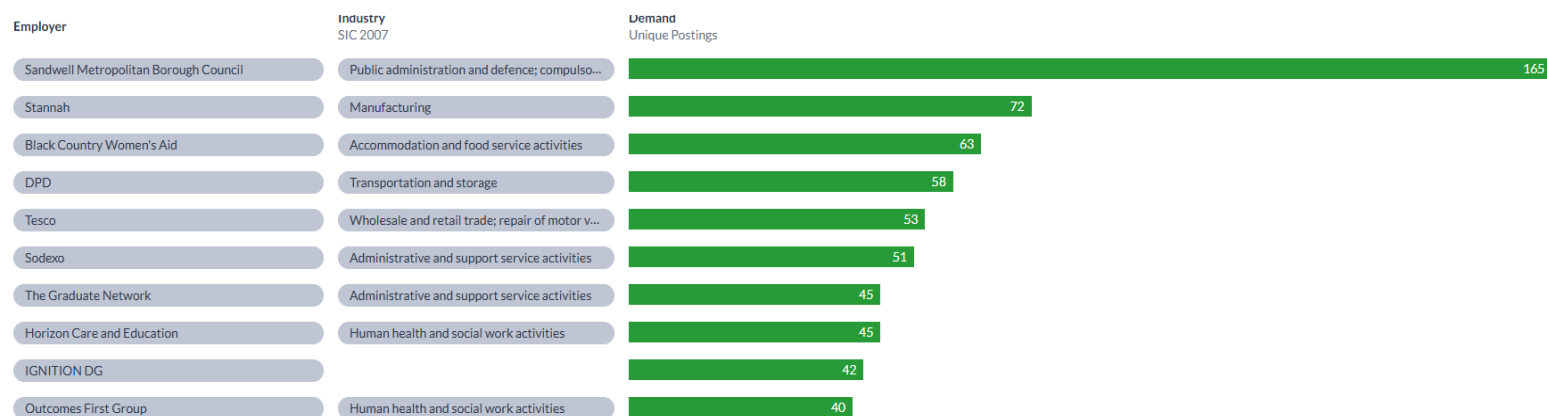
### In-Demand Skills:



## Who’s Hiring

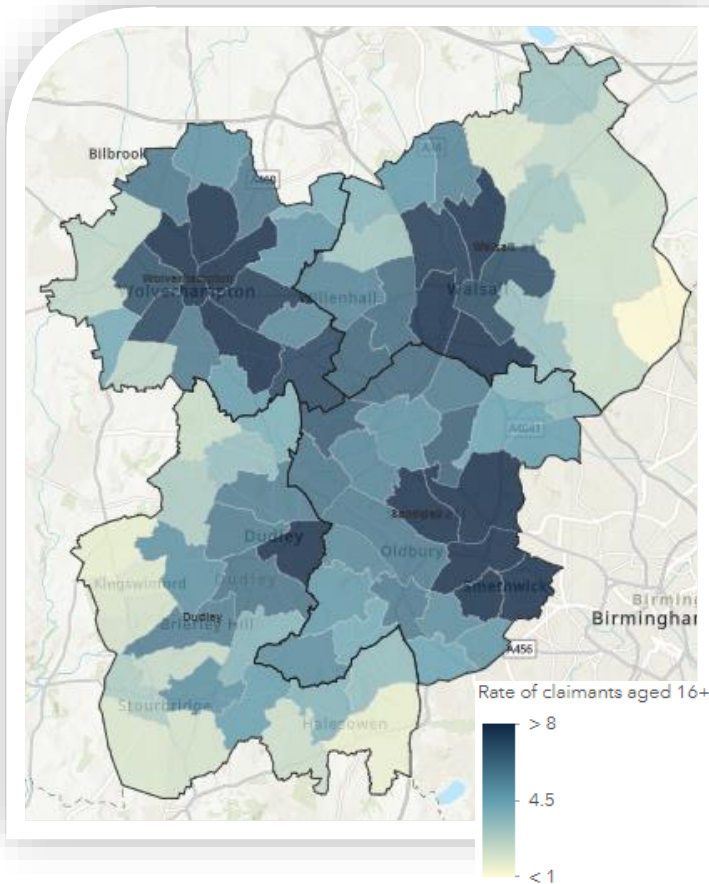
- By volume Sandwell Council have logged the most job postings, followed by Stannah.

### Employers Hiring:



## Sandwell Total Claimants<sup>2</sup>

- Sandwell had 15,765 claimants aged 16 years and over in December 2024, an increase of 140 (+0.9%) claimants from the previous month. Compared to December 2023, claimants in Sandwell increased by 2,615 (+19.9%).



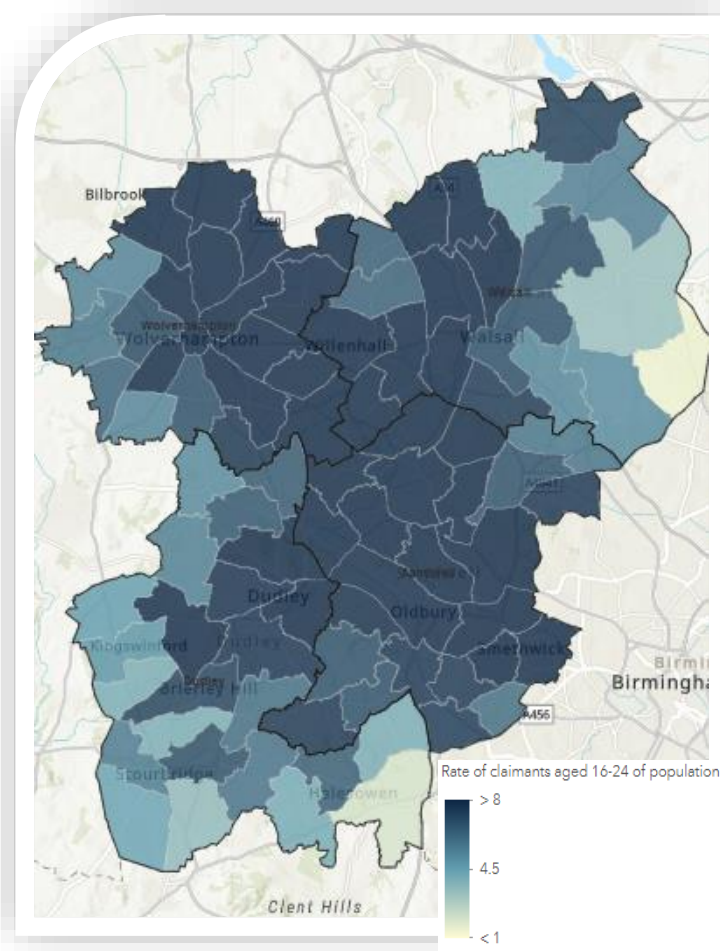
Sandwell Wards	Number	Rate
Abbey	495	5.0%
Blackheath	420	4.3%
Bristnall	500	5.2%
Charlemont with Grove Vale	450	4.5%
Cradley Heath and Old Hill	575	5.3%
Friar Park	550	5.7%
Great Barr with Yew Tree	395	3.9%
Great Bridge	580	5.5%
Greets Green and Lyng	855	8.2%
Hateley Heath	770	6.6%
Langley	640	5.8%
Newton	475	4.7%
Old Warley	440	4.5%
Oldbury	670	5.8%
Princes End	690	6.8%
Rowley	460	4.8%
St Pauls	1,075	9.2%
Smethwick	940	8.2%
Soho and Victoria	1,390	11.0%
Tipton Green	675	6.0%
Tividale	540	5.4%
Wednesbury North	650	6.3%
Wednesbury South	555	5.2%
West Bromwich Central	980	8.6%

- Out of the 24 wards within Sandwell, all 24 were at or above the UK average of 3.2%.
- The wards with the highest number of claimants as a percentage of residents aged 16 years and over were Soho and Victoria at 11.0%, St Pauls at 9.2% and West Bromwich Central at 8.6%.

<sup>2</sup> Office for National Statistics (ONS) / Department for Work and Pensions (DWP), claimant counts, released January 2025 (please note, figures are provisional).

### Sandwell Youth Claimants

- Sandwell had 2,900 youth claimants in December 2024, this is an increase of 45 (+1.6%) youth claimants since November 2024. When compared to December 2023, the number of youth claimants increased by 260 (+9.8%).



Sandwell Wards	Number	Rate
Abbey	75	6.0%
Blackheath	85	7.0%
Bristnall	100	7.6%
Charlemont with Grove Vale	85	6.9%
Cradley Heath and Old Hill	105	7.7%
Friar Park	115	9.4%
Great Barr with Yew Tree	80	5.9%
Great Bridge	120	8.2%
Greets Green and Lyng	155	10.3%
Hateley Heath	155	9.4%
Langley	110	7.7%
Newton	95	7.7%
Old Warley	90	7.5%
Oldbury	120	7.9%
Princes End	150	10.3%
Rowley	85	6.9%
St Pauls	190	9.2%
Smethwick	160	9.7%
Soho and Victoria	195	8.6%
Tipton Green	130	8.9%
Tividale	100	7.8%
Wednesbury North	130	9.9%
Wednesbury South	115	8.9%
West Bromwich Central	155	10.4%

- Challenges remain with youth claimants as all 24 wards in Sandwell were above the UK average of 4.3% in December 2024.
- The wards with the highest number of claimants as a percentage of residents aged 16-24 were West Bromwich Central at 10.4% and Greets Green & Lyng and Princes End both at 10.3%.